

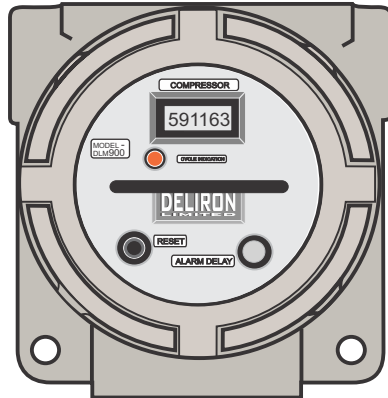


Digital Lubrication Monitor

Model DLM-900 - Part# 000189

Name: DLM-900 Literature
Revision: 1.0 | Revision Date: 17-OCT-2017
Created By: Ray Garcia
File Name: DLM900 LIT_COMPLETE_2017

MONITORS AND DISPLAYS OPERATION OF DIVIDER BLOCK LUBRICATION SYSTEMS



DLM-900

- **FAILSAFE-OPEN AND CLOSED MODES**
- **STANDARD DIGITAL READOUT**
- **EXTERNAL POWER: NOT REQUIRED**
- **EXPLOSION PROOF**
- **TIMED SHUTDOWN PROTECTION**
- **PROGRAMMABLE ALARM TIME**

DC POWERED

The DLM-900 operates with two (2) "AA" regular or alkaline batteries which are easily replaceable. The low-cost batteries have a life expectancy of between 5 and 10 years depending on the cycle time of the divider block. The DLM-900 comes equipped with a "Low Battery Function". The Cycle Indicator light is the "Low Battery" light. After thirty (30) days of flashing the low battery warning, the DLM-900 will go into alarm state and cannot be reset until batteries have been replaced.



Manufactured and Assembled in the USA by:
Whitlock Instrument
1300 N. Texas Ave
Odessa, Texas 79761 USA
(432) 337-3412 | www.noflo.com

SPECIFICATIONS

Material.....Aluminum
 Temperature Range.....-40° F to +170° F
 Alarm/Shutdown.....Programmable - 20 sec to 4 min 30 sec Alarm
 Power.....2 "AA" 1.5V Batteries
 Switch Rating.....2.5VA/120VAC/240 VDC
 Warranty.....2 Years
 Display/Strokes.....0-99999

ENCLOSURE RATINGS

FM Approved Instr Housing:
CLASS I, GROUPS B, C, D
CLASS II GROUPS E, F, G
CLASIII TYPE 4X

DESCRIPTION

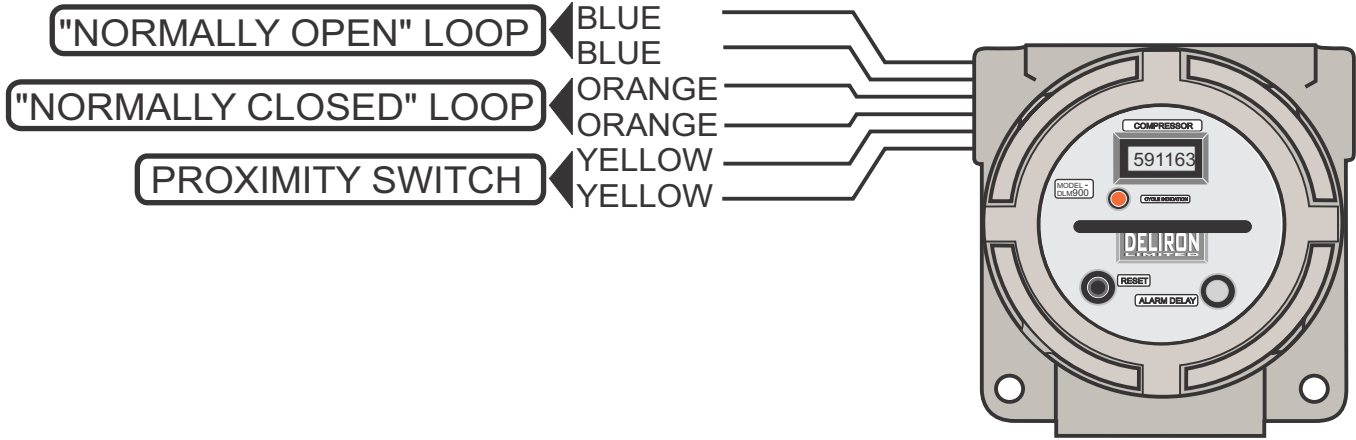
The DLM-900 is a digital microprocessor control device specifically designed to protect gas compressors from damage due to loss of lubrication. Lubrication to the compressor flows through a divider block lubrication system forcing an internal piston to cycle back and forth. With the Proximity Switch, ordered separately, mounted to one of the divider blocks, this back and forth movement results in an ON/OFF state which the DLM-900 continuously analyzes. If no movement is detected, the DLM-900 will activate the alarm delay which is easily adjustable from 20 sec's. to 4 mins. 30 sec's. When the alarm delay expires, "shutdown" of the compressor will occur preventing any damage.

OPERATION

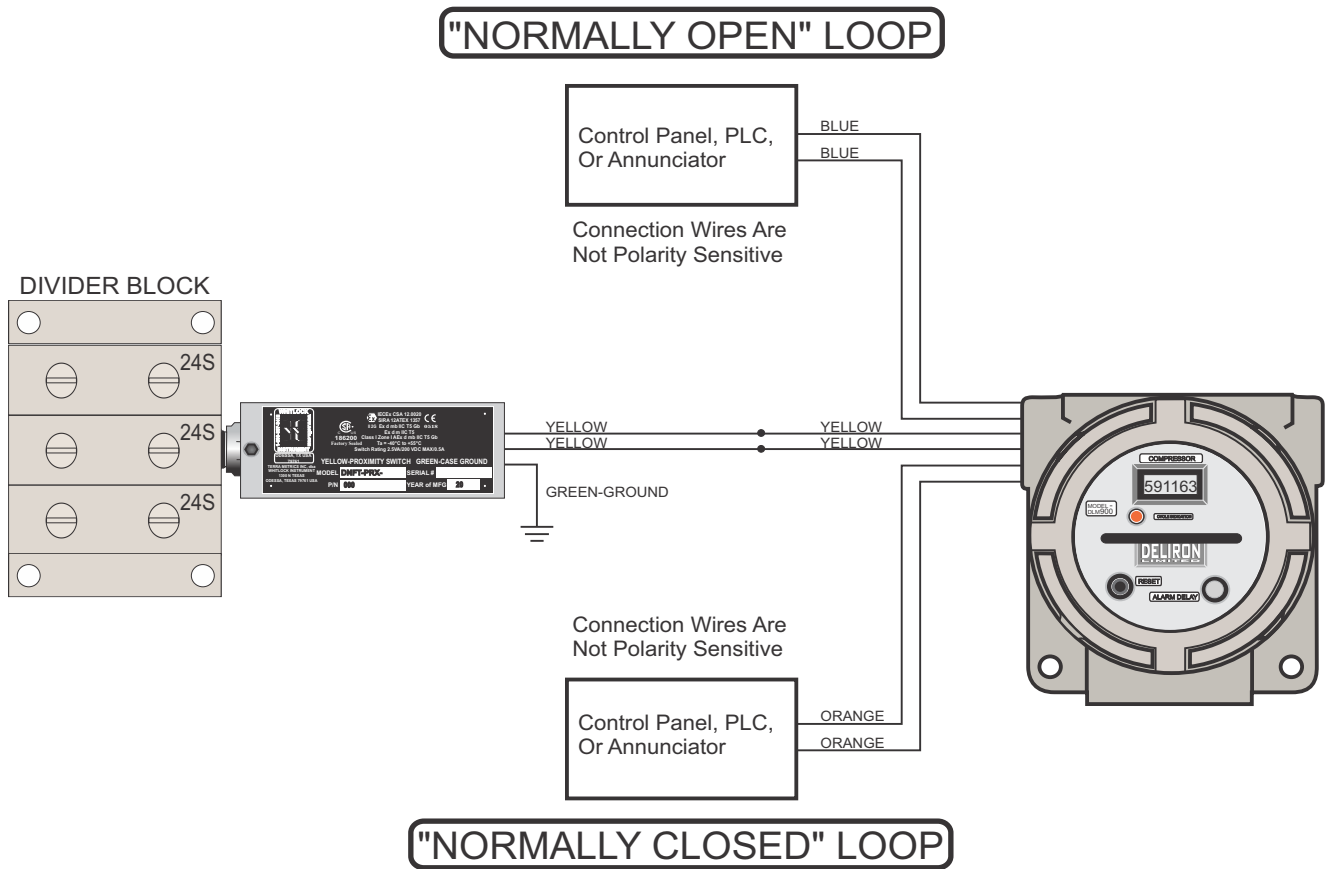
The DLM-900 alarm time can be viewed by pressing and holding the "Reset" button which will reset the "Cycle Indicator" to zero and flash the alarm time at one second intervals. To view changing the alarm time, simply hold the "Reset" button down and turn the potentiometer. Adjustment of the alarm time is possible without holding the "Reset" button down so that the counter does not reset to zero. The alarm time is not affected by temperature change. The DLM-900 is a bipolar device. It is not necessary to determine the polarity of the wires coming from the annunciator, PLC, or other types of shutdown controllers because the closed loop and open loop alarm circuits are bipolar.

WIRING INSTRUCTIONS

Model DLM-900 - Part# 000189



WIRING DIAGRAM FOR OPEN LOOP "OR" CLOSED LOOP OPERATION



Manufactured and Assembled in the USA by:

Whitlock Instrument

1300 N. Texas Ave

Odessa, Texas 79761 USA

(432) 337-3412 | www.noflo.com